


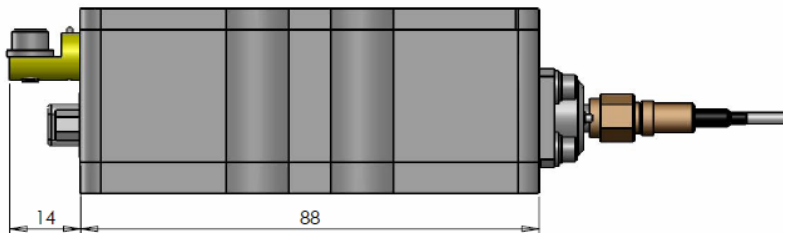
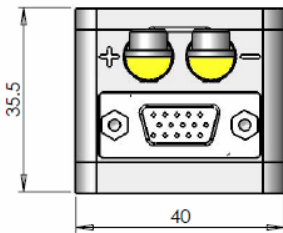
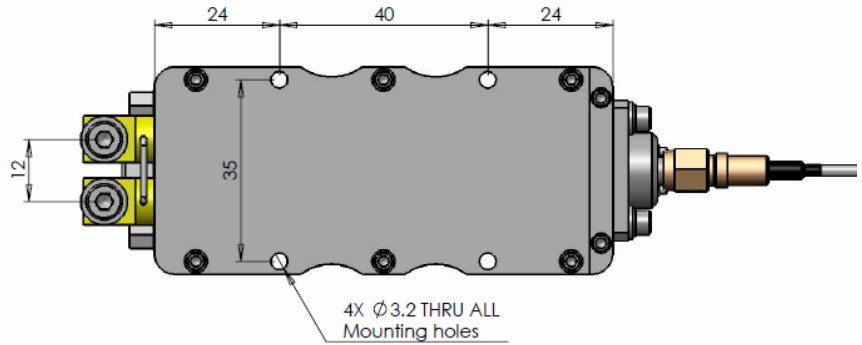
Item Number: 6015-M100

Item Description: 1532nm, 15W, 300um fiber-coupled module with *Medica* options

Parameter	Units	Minimum	Typical	Maximum
<b>Optical</b>				
CW Output Power from Fiber	W	15		
Center Wavelength	nm	1512	1532	1552
Spectral Width (FWHM)	nm			15
Fiber Core Diameter	µm		300	
Fiber NA	-		0.22	
Temperature tuning coefficient	nm/°C		0.45	
<b>Electrical (FCA)</b>				
Operating Current (I <sub>OP</sub> )	A		44	50
Operating Voltage (V <sub>OP</sub> )	V		1.3	1.5
E-O conversion efficiency	%	25	28	
<b>Thermal</b>				
Operating Temperature	°C	20	25	30
Storage Temperature	°C	-20		70
<b>Mechanical</b>				
Module dimensions	mm		88 x 40 x 36	
Fiber length	m		user defined	
Fiber Input connector	-		HP-SMA 905	
<b>Thermistor</b>				
Type	-		NTC	
Resistance at 25°C	KΩ		10	
<b>Aiming Beam</b>				
Wavelength	nm			635 +/- 10
Optical power	mW			>=1.0
<b>Monitoring Photo Diode</b>				
Output signal at full power	µA	50		250
<b>Fiber detection sensor</b>				
Type of fiber sensor	Opto-electrical fiber sensor			
Testing method	Check the voltage signal across pion#1and #9 at DB-15 connector.			
Signal	≤0.5V with fiber, ≥4.5V w/o fiber			
<b>Blast shield</b>				
Maintenance	Field replaceable			
<b>Control signal</b>				
Interfacing	DB-15 connector at module back wall			

## Notes

1. Specified performance to be tested at 25C module base temperature
2. Non-condensing operating environment required



Pin number	Assignment
1	Fiber detection sensor output signal
2	Fiber detection sensor "+5V"
3	Aiming beam "+"
4	Aiming beam Ground
5	Monitor Photodiode "+"
6	Monitor Photodiode "-"
7	Not used
8	Not used
9	Fiber sensor common ground
10	Not used
11	Not used
12	Not used
13	Not used
14	Thermistor (NTC)
15	Thermistor (NTC)

